

SYNCHRO FT

THE MEASURE OF A GREAT TECHNOLOGY IS ITS EASE OF USE

Combining an Nd:YAG Long&Short Pulse laser with the useful FT pulsed light handpiece, the versatile Synchro FT enables physicians to offer a complete range of dermatological and aesthetic treatments: hair removal on all phototypes, vascular and pigmented lesions, and skin rejuvenation.

Protocol database, new incorporated cooling system and touch screen are some of DEKA technological innovations for a versatile and rapid work tool. Synchro FT is the synthesis of DEKA's technological excellence: unique, known and appreciated the world over.

"Synchro FT has significantly improved my work. I feel as though I've been working with this technology for years. Ever since the first treatment, I've been using the protocol database with amazing results. Following just a few simple instructions, I can tailor each treatment to the patient's specific needs."

The interchangeable filter system of the pulsed light handpiece is an extremely useful innovation: a brilliant technology that has streamlined methods and work times in my clinic. No more interruptions or wasted time: it takes only a moment to replace the filter to change application or adjust it to the patient's phototype."

Prof. Piero Campolmi, MD
Department of Dermatology
University of Florence, Italy


TECHNICAL DATA

Nd:YAG Laser Module

Laser Type	Nd:YAG LP & SP
Wavelength	1064 nm
Energy per Pulse	50 J (max) in Standard mode – LP 35 J (max) in High Peak mode – SP
Pulse Duration	From 0.8 to 10 ms in High Peak mode – SP From 2 to 30 ms in Standard mode – LP
Delay between Pulses	From 10 to 125 ms
Number of Pulses	From 1 to 3
Repetition Rate	Single pulse – 8 Hz (max.) in High Peak mode – SP Single pulse – 10 Hz (max.) in Standard mode – LP
Spot Sizes	2,5 – 5 – 7 – 10 – 13 mm [Top-Hat Fluence Emission Technology and Automatic Spot Size Recognition System]
Fluence	700 J/cm ² (max) in both High Peak mode – SP and Standard mode – LP
Integrated Skin Cooling	Contact Peltier system (from 4 to 16°C)
Control Panel	Wide LCD Colour Touch Screen (10")
Laser Emission Control	Footswitch and Fingerswitch
Clinical Database	Integrated
Database	integrated
Aiming Beam	Diode laser, 3 mW @ 635 nm
Electrical Requirements	230 Vac / 16 A (max.) / 50-60 Hz
Dimensions & Weight	100 cm (H), 50 cm (W), 83 cm (D), 65 Kg

FT Pulsed Light Handpiece

Source	Xe Lamp
Spectrum of Emission	500 – 1200 nm 520 – 1200 nm 550 – 1200 nm 600 – 1200 nm 650 – 1200 nm
Energy per Pulse	160 J (max.)
Pulse Duration	From 3 to 8 ms
Delay between Pulses	From 5 to 50 ms
Number of Pulses	From 1 to 3
Repetition Rate	2 s (min.)
Treatment Area	48 mm x 13 mm (6,2 cm ²) 23 mm x 13 mm (3 cm ²) - optional
Fluence	Up to 25 J/cm ²
Integrated Skin Cooling	Contact Peltier system (from 4 to 16°C)
Emission Control	Footswitch and Fingerswitch



VASCULAR TREATMENTS - HAIR REMOVAL
PIGMENTED LESIONS - NON-ABLATIVE SKIN REJUVENATION
PSEUDOFOLLICULITIS BARBAE (PFB) - ACNE

CE
0459



Dealer stamp

SYNCHRO_FT


DEKA

The Code of Excellence



www.dekalaser.com

DEKA M.E.L.A. s.r.l.
Via Baldanzese, 17 - 50041 Calenzano (FI) - Italy
Tel. +39 055 8874942 - Fax +39 0558832884

DEKA The Code of Excellence
A spin-off of the Ei.En. Group, DEKA is a world-class leader in the design and manufacture of lasers and light sources for applications in the medical field. DEKA markets its devices in more than 80 countries throughout an extensive network of international distributors as well as direct offices in Italy, France, Germany, Japan and USA. Excellence is the hallmark of DEKA's experience and recognition garnered in the sphere of R&D in over thirty years of activity. Quality, innovation and technological excellence place DEKA and its products in a unique and distinguished position in the global arena. DEKA manufactures laser devices in compliance with the specifications of Directive 93/42/EC and its quality assurance system, certified by  in accordance with the ISO 9001 and ISO 13485 standards.

SYNCHRO FT

MEDICINE AND AESTHETICS

SYNCHRO FT

The Widest Range of Tailor-Made
and Customised Treatments on
the Market

DEKA Intelligent Technologies:
Experts From the Start

Vascular Treatments
Hair Removal
Pigmented Lesions
Non-Ablative Skin Rejuvenation
Pseudofolliculitis Barbae (PFB)
Acne

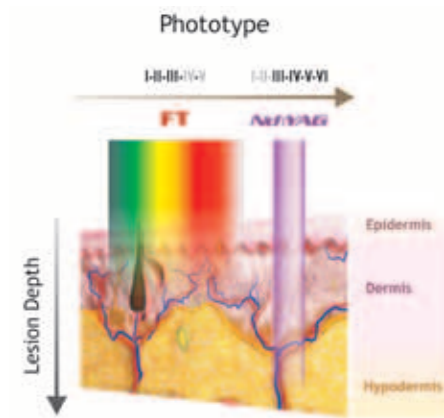
DEKA

The Code of Excellence

MEDICINE AND AESTHETICS

SYNCHRO FT

SYNCHRO FT: A PERFECT SYNTHESIS OF TECHNOLOGY AND SIMPLICITY



The interaction of the different wavelengths and skin layers determines the appropriate treatment choice.



The Colour Touch Screen of Synchro FT has been restyled for enhanced user-friendliness: All functions are clearly visible, accessible and easy to use.

Synchro FT allows physicians to select the most effective wavelength, define the pulse shape, and set the most suitable spot size for every type of treatment.

The segmentation of the pulse is an additional guarantee of safety. Guided by the database, the physician can choose to break down the single emission into as many as three pulses. This greatly reduces the risk of redness, thermal damage, and undesirable side effects on the patient's skin.

Tailor-made treatments and excellent results: Synchro FT successfully treats a variety of vascular and pigmented lesions on all face and body areas, on fair and dark phototypes, and on all skin types.

Ease of Use and Know-how at your Fingertips with the Protocol Database

The clinical protocols included in the database cover a comprehensive range of treatments. By following the treatment settings validated by dermatologists and researchers, the physician can select the correct pulse parameters. In this way, the database guides professionals in the simple and safe selection of the most effective protocol.

3	Different sources housed in a single platform: laser Nd:YAG Long Pulse & Nd:YAG Short Pulse; FT pulsed light.
5	Handpieces for the Nd:YAG laser source, with Top-Hat Spot Size technology and automatic recognition system.
5	Interchangeable filters for the FT pulsed light handpiece. It takes only a moment to adjust the emission to the specific application and the patient's phototype.
10"	New, larger LCD Colour Touch Screen.
9	Regulation levels for the contact skin cooling system incorporated in the system, for the laser handpieces.
11	Regulation levels for the contact skin cooling system incorporated in the system, for the FT pulsed light handpiece.
Over 300	Protocols dealing with dermatology and aesthetic surgery.

INNOVATION AT THE SERVICE OF SIMPLICITY



Laser handpieces with integrated skin cooling: Safer treatment and maximum patient comfort.

Power and Precision with Dual Switch Technology

DEKA offers physicians the chance to use two different energy emission modes: Standard or High Peak. Hair removal, the treatment of vascular lesions, and non-ablative photorejuvenation: three applications in which Dual-Switch Technology is particularly useful and effective.

Simple and Immediate Access with the Dual Choice Bar

The correct construction of a pulse requires basic know-how and experience. Two practical keys make it possible to set the perfect shape of the pulse for vascular and hair removal treatments without having to use the database. After setting the initial parameters, the physician can optimise the pulse to suit the specific treatment.

Constant Fluence with the Top Hat Spot Size

The Top-Hat Spot Size ensures a consistently even fluence over the entire spot area. Even when the dimensions of the spot vary, physicians can still operate in complete safety since there is never any risk of either overexposing the patient's skin or of not irradiating it sufficiently because the fluence is too weak.

Maximum Versatility with Interchangeable Filters

The FT pulsed light handpiece has a special interchangeable filter system. The physician can select the most suitable wavelength for the type of application or patient's phototype simply by replacing the filter without changing the handpiece. It takes only a few moments to prepare photorejuvenation and hair removal treatments.



FT pulsed light handpiece with 5 interchangeable filters: A complete range of wavelengths at the physician's finger tips.

IMPROVE THE PATIENT'S LIFE, SIMPLIFY THAT OF THE PHYSICIAN

Constant Control with the Fine Tuning Pulse Control

Form, length, delay, quantity of energy and number of pulses can be set to suit the specific demands of each patient: the exclusive Fine Tuning Pulse Control system makes it possible to set all the parameters with the greatest ease.

Total Comfort with the New Cooling System

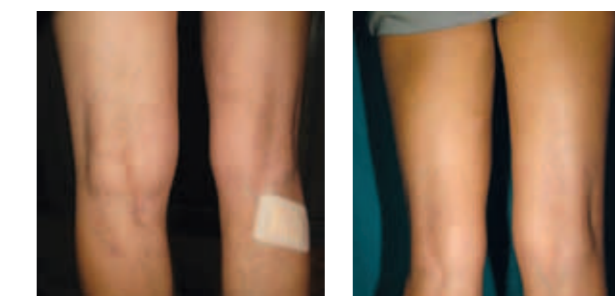
DEKA has incorporated the Contact Skin Cooling technology into all its handpieces. Indispensable for the patient's well-being, this cools the skin using a completely new method. Treatments are practically painless and minimally invasive, and recovery times are short with no risk of side effects. Total comfort for the patient, maximum safety for the physician.



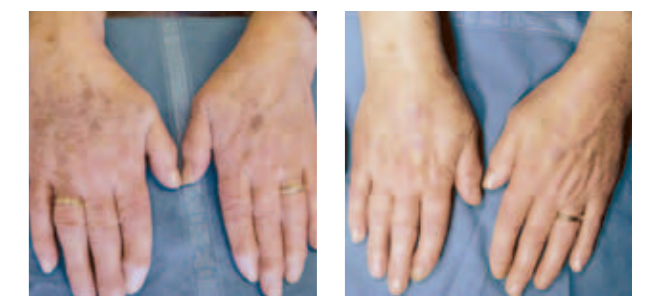
Nd:YAG Laser (Photos using polarized light)
Courtesy of: G. Cannarozzo, MD - P. Bonan, MD - P. Campolmi, MD.
Florence, Italy.



Nd:YAG Laser
Courtesy of: G. Cannarozzo, MD - P. Bonan, MD - P. Campolmi, MD.
Florence, Italy.



FT Pulsed Light Handpiece (Photos using polarized light)
Courtesy of: G. Cannarozzo, MD - P. Bonan, MD - P. Campolmi, MD.
Florence, Italy.



FT Pulsed Light Handpiece
Courtesy of: G. Cannarozzo, MD - P. Bonan, MD - P. Campolmi, MD.
Florence, Italy.